



# AQUAKAT<sup>®</sup> 2"



# AQUAKAT<sup>®</sup> 1"

energized by **penergetic** 







# AQUAKAT<sup>®</sup> 2"

The AquaKat 2" is a physical water vitalisation device used for vitalising and energising drinking and industrial water.

## **How the AquaKat Works**

The AquaKat transfers the previously modulated frequencies to the water. This changes the molecular behaviour to such an extent that it matches that of pure spring water.

For further information on the subject please see [www.penergetic.com](http://www.penergetic.com) or our book on water.

## **AquaKat Areas of Application**

- Domestic
- Agricultural
- Industrial

## Effects of the AquaKat

The following are some of the positive effects of drinking water vitalisation:

- The water tastes better, fresher
- The water feels softer
- Invigorating when having a shower or taking a bath
- Problems with limescale and rust are greatly reduced
- Also works in stagnant water
- And much, much more!

**You can easily test the effect at home:** Fill two glasses with water, fruit juice or vinegar. One glass is placed inside the AquaKat, the other one about 1.5 m away. After just a few moments you can taste the difference. Drink the vitalised water or beverage first.



## General Technical Information

The AquaKat is made of light metal, is splash-proof, maintenance free and does not incur any further operating costs.

## Device Performance

Device type: AquaKat 2" Water volume per day ca. 12m<sup>3</sup>

Performance was determined at a water pressure of 4.5 bars in a galvanised 1-inch pipe at medium water hardness.

Device type: AquaKat 1" Water volume per day ca. 2m<sup>3</sup>






## Installation of the AquaKat

The AquaKat can be fitted on all pipe materials. A 16 cm free pipe segment is sufficient for installation. The device should ideally be placed after the water meter, pressure reducer and filter. In apartments it can be mounted on corner valves and rising mains.

### Assembly instructions



1



2



3




4

## Things to be Aware of

- Initially possible release of limescale particles
- Flush pipes after 6-8 weeks
- **Avoid** electromagnetic fields
- Do not paint the AquaKat or stick anything to it
- Ensure that there is no contact between the AquaKat and the floor or wall

Should you have any further questions, please contact the representative in your area (see on the backside).





# AQUAKAT®

**PENERGETIC CANADA**

**[info@penergetic.ca](mailto:info@penergetic.ca)**

**1-888-737-0907**

**[www.penergetic.ca](http://www.penergetic.ca)**